

Vacmobile RT19

Resin trap or
Degas vessel

"The system of putting tubes in the resin trap works fantastic. You don't need to drill them out and the resin falls directly into the catchpot. We should have bought this equipment one year ago!"

NV Bekaert SA
Belgium

Hassle free by design!

The RT19 resin trap and degassing vessel is primarily designed to collect excess resin from composite manufacturing processes, reducing the risk of resin entry to vacuum pumps and central vacuum lines.


Built to last and to remain leak tight over a long working life, the RT19 has an easily removable aluminium lid machined from solid aluminium plate. The lid has a glass viewport that allows the resin level in the trap to be viewed at any time. Up to 8 high integrity O-ring sealed vacuum tubing connections may be fitted to the lid. The steel vessel body can be fitted with a choice of side mounted vacuum pump connection and vacuum control manifolds. Resin may be collected or degassed in a choice of 3 internal buckets.

Dispose of the catchpot – not the resin trap!

With the RT19 you buy the lid and outer body once and select from 2 types of disposable 12 litre (3.1 US gallon) heat resistant catchpots for collecting resins that might exotherm in the vessel, or an 11 litre (2.9 US gallon) reusable polyethylene bucket for room temperature resin degassing. Careful design ensures that the inevitable resin spatter is contained within the internal catchpot or bucket. The end result is that the outer vessel remains clean, even after years of use. The RT19 really is the low risk and low maintenance resin trapping and degassing solution for serious composite manufacturing.

Easy to clean, mastic free/high integrity vacuum connections and glass viewport included as standard

1. Rugged steel outer body
2. Quarter turn twist-to-lock handles
3. Blanking plugs for unused connections
4. Generous size glass viewport for checking contents
5. Disposable clear PVC shield for underside of lid
6. Silicone rubber anti-spatter resin guide tube
7. Very effective O-ring tubing glands. These seal on the outside of the tube – out of the resin path
8. End of tube completely unobstructed. Allows free resin exit
9. 12 litre (3.1 US gal), heat resistant disposable catchpot, or reusable polyethylene degas bucket
10. Tortuous air exit from catchpot. Stops resin spatter from hitting the inside of the trap body
11. Choice of control manifold. These are machined from solid aluminium blocks which are O-ring sealed and mechanically locked to the body. These will not loosen or leak in service
12. Optional vacuum regulation valve
13. Optional O-ring sealed vacuum gauge. Can be rotated to any viewing position
14. Vacuum pump connection on the side of the trap body, not on the trap lid! Pump connection not disturbed when the trap lid is removed.






Vacmobile RT19 resin trap or degas vessel



RT19 vessels are assembled from a range of modular components and may be configured to suit specific needs. Option examples are illustrated below.



Body & side port configurations

	SP1	SP2	SP3
			
Outer vessel volume	19 litres (5 US gallons)	19 litres (5 US gallons)	19 litres (5 US gallons)
Body finish	Powder coat	Powder coat	Powder coat
Vacuum gauge	✗	✓	✓
Air admit valve	✗	Optional	✓
Coarse filter	✗	✗	Optional
Auxiliary socket for absolute pressure gauge or 8 mm (5/16") OD tube	✗	✓	✓
Pump isolation valve	✗	✓	✓
Pump connection	19 mm (3/4") O-ring sealed socket or male hose tail	19 mm (3/4") O-ring sealed socket or male hose tail	19 mm (3/4") O-ring sealed socket or male hose tail
Hangers for tubing plugs	✓	✓	✓

Trap lid options

	Without illumination port IP-0	With illumination port IP-1*
		
Lid material	Machined aluminium	Machined aluminium
Lid fixing method	¼ turn quick action clamps	¼ turn quick action clamps
Viewport	Glass	Glass
Disposable viewport top shield	✓ (plus spares)	✓ (plus spares)
Disposable under shield	✓ (plus spares)	✓ (plus spares)
Illumination port	✗	✓
Number of tubing connections	Maximum of 8	Maximum of 7
LED torch supplied for illumination	✓	✓

* The optional illumination port allows external illumination of the vessel contents without creating reflections in the main viewport. This is useful when close inspection of the vessel contents is required, for example when degassing.

Vacmobile RT19 resin trap or degas vessel

Connection gland options

When used with extruded vacuum tubing that has a smooth outside surface, such as polyethylene, nylon or PVC, Vacmobile O-ring sealed tubing connection glands provide a high integrity vacuum seal with ease. NO MASTIC required and resin exiting from the tube drops directly into the catchpot without any obstruction to flow. The connectors are available to suit the following tubing

OUTSIDE DIAMETERS (OD):

9.5 mm to 10 mm, or 3/8" nominal OD

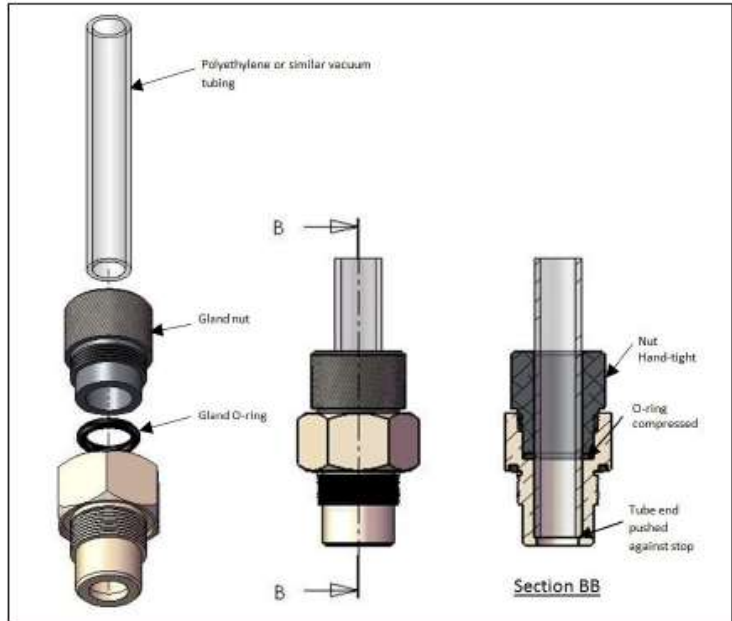
12 mm to 12.5 mm OD

12.5 mm to 13 mm, or 1/2" nominal OD

15.5 mm to 16 mm, or 5/8" nominal OD

18.6 mm to 19.1 mm, or 3/4" nominal OD




Adaptors are available to suit 1/2" and 3/4" inside diameter (ID) tube.



Base and castor options

BC1	BC2	BC3
		
Bare vessel without base	Tough plywood base to improve stability or allow easy fixing to other surfaces	Tough plywood base plus castors to provide mobility

Internal catchpot & degas bucket options

	CPR Rigid catchpot	CPC Collapsible catchpot	DB Degas bucket
			
Function	Resin collection	Resin collection	Resin mixing & degassing NOT resin collection
Material	Spiral wound cardboard	Plasticised fabric	Polyethylene
Liquid capacity	12 litres (3.1 US gallons)	12 litres (3.1 US gallons)	11 litres (2.9 US gallons)
Reusability	Dispose of when full	Dispose of when full	Reusable if cleaned promptly
Max allowable exotherm temperature	220°C (430°F)	200°C (390°F)	115°C (240°F)

Vacmobile RT19 resin trap or degas vessel

Optional silicone rubber hose kit

The connection hose kit is a 1.2 metre (47") length of wire reinforced silicone rubber tubing with male terminations to suit the 19 mm (3/4") Vacmobile O-ring sealed tubing gland.

Unusually, for vacuum hose of this diameter, the connection hose is very flexible. Even if looped as shown, it will withstand maximum vacuum without collapsing. This flexibility simplifies hose fitting and trap positioning. The hose may be used at temperatures up to 200°C (400°F).

The hose kit may be extended in multiples of 1.2 metres (47") via standard joiners for 19 mm (3/4") ID tube. Hose clamps are not required at the tubing joints, as the tube will self-seal under vacuum.



Optional resin degassing accessory – degasses the resin on the way in to the vacuum vessel

Of interest to users wanting to degas resin prior to infusion, or for resin casting applications, we have found that degassing a thin stream of resin on the way in to a pre-evacuated vessel has the following benefits over degassing bulk resin:

1. Greater air removal because the thin resin stream exposes a much larger surface area to vacuum
2. Froth formation is minimized, as the large bubbles break as they enter the vessel. This allows much more resin to be collected in the degas bucket without risk of overflowing – up to 9 litres (2.4 US gallons) per batch
3. The method is effective with high viscosity resins which are very difficult or impossible to degas in bulk.



The Degas-on-the-way-in accessory is quickly fitted to the RT19's lid.

Standard specifications

Vacuum integrity Clean, uncontaminated RT19's can be expected to have leak rates of less than 1 mbar per hour.

Dimensions Length: 340 mm (13.4") | Width: 290 mm (11.4").
Height with gauge in place: 620 mm (24.4") | Height with gauge removed: 586 mm (23.1")

Weight (empty) 12 kg (26.5 lbs)

Warranty No fuss, as new repair or complete replacement warranty applicable worldwide.

"Some very smart details in the resin trap, such as the high integrity vacuum connections, the silicone rubber guide tubes to reduce resin spatter, resin contamination directed to disposable surfaces such as the clear PVC shield that protects the glass view port, the easy removal of the trap lid by two quarter turn twist-lock handles and a vacuum pump connection on the side of trap body, not on trap lid so the pump connection is not disturbed when trap lid is removed."

Henny van Oortmarsen (boat builder)
The Netherlands

B17215 RT19



16 David McCathie Place, PO Box 78, Silverdale, Auckland, New Zealand
Email: info@vacmobiles.com Website: www.vacmobiles.com
Tel: +64 9 426 4095 Fax: +64 9 426 1902